

Dowsers Society of NSW Inc.


Newsletter

June 2022

Vol 34 Issue 6

Table of Contents

2	June 19th, 2022- Dowsing Forum
3	From the Editor
4	Memories of a Master Dowser
10	The Celtic Method
12	A Note from Raymon
16	The Dowser and the Dog 'Working the Wine'
17	Deviceless Dowsing
19	The Walt Woods Method of "Running Corrections"
22	Rising Beyond the Chaos
24	Society News, Blue Mountains News
25	Library News
26	July 17th, 2022- Dr Scott Peterson



Views expressed in articles are the opinion of the individual writer only, not necessarily the collective view of the Society.

Subject for June 19th, 2022

~ Dowsing Forum ~

After many lock-downs, and delays, we are finally able to have a live Forum and interactive afternoon of creativity.



The June meeting will be at Hunters Hill Community Centre. Starting at 2:00pm as usual. The meeting will be followed by our regular afternoon tea and 'chit chat'.

It will be a chance for everyone to bring their questions, their stories of success and failure to share with everyone.

This will be an opportunity to learn and make your dowsing more accurate and more effective, basically a chance to share and learn.

This is for everyone: new dowsers, hesitant dowsers and proficient dowsers, to share and discover solutions to any dowsing problems, and hear some great dowsing stories.

Bring your pendulum and a big smile!

From the Editor

From the time I was a teenager, I was always eager to participate as a volunteer in a wide variety of projects. I must say in retrospect that it has allowed me to acquire skills that I could never have dreamed of, and allowed me to meet a large number of people, most of whom have become friends.

As a result my life has been enhanced, and actually today most of my professional work is based on skills acquired as a volunteer.

Our Dowsing Society is based on volunteers and today one of our members has a chance to become our new Treasurer. This is a perfect volunteer position for anyone who wants to be part of our dynamic committee, contributing to keep the Society running smoothly.

I remember being asked to take on the editing of our newsletter. I had no experience in that field at all. At the time Margaret Knowlden offered to coach me. Now I use that skill in my professional life very successfully.

So if you feel inclined, but hesitant, then do not fear. It is pretty simple, and most of the decision making is on-line. You will be provided with a laptop computer and printer. A Job Description is available on request by emailing dowers@outlook.com.

I call on the voice of the poet Kahlil Gibran who expresses it better than I ever could. (quoted from his poetry book *'The Prophet'*)

“You work that you may keep pace with the earth, and the soul of the earth... When you work, you are a flute through whose heart the whispering of the hours turns to music. Which of you would be a reed, dumb and silent, when all else sings together in unison?”

I say to you that when you work, you fulfil a part of earth's furthest dream, assigned to you when that dream was born. And in keeping yourself with labour, you are in truth loving life”


Until next time,

François

Memories of a Master Dowser

By François Capmeil

I met Peter Ruehmkorff (1937-2013) at a Dowsers Society monthly meeting in early 2003. Peter was presenting on the effects that underground energies have on people's health.



We had a chat after the talk because I had suspected for a long time that my house was located on a line of geopathic stress. I asked Peter if he could help me to resolve the issue, and he kindly said “Yes”. He came one morning all the way from the Blue Mountains to check my house.

My guess was right: Peter found a black stream under the house and was able to correct the effects. I watched with interest how he did it, which was actually quite simple. I mentioned to him that a lot of dowsers would benefit from learning this technique. Peter was very kind and generous of his time. He offered to do a practical seminar for a few people to learn what he called The ‘*Celtic Method*’, in a few weeks time.

Peter organised to take the four of us who registered for the seminar, to 4 separate houses suffering from geopathic stress. I can only guess that the owners had requested him to do the clearing, and that he very kindly planned to use that opportunity to train us.

We met at the first house, where he demonstrated the technique. Peter used a Y-Rod which responded to the minutest change of energy for him. He was very sensitive and accurate with his Y-rod. After he showed us how to dowse for the noxious lines, Peter checked that we could clearly detect them as well. He was very thorough and precise.

He had brought with him four sets of four river-bed stones, made of

crystalline rock, not sandstone as is commonly found in the Sydney area. He explained that these stones had probably been rolled downhill by a river, then dug up with a mechanical excavator all of which would have knocked the stones enough for them to retain a signature of the local energies.

When a crystalline rock is knocked hard enough, it records a picture of the energetic configuration of the location where it is knocked. To be able to use the stones for our purpose, the previous energetic signatures had to be erased. Peter proceeded to show us how to clear the stones.

First, he checked the polarity of each stone with his pendulum, then he took each stone in turn, holding the stone to his throat chakra, focusing on his breath, then moving the stone down quickly along the front of his body all the way to the lower chakra, making a loud grunting noise, while releasing air from his lungs. This is quite hard to describe in words, but simple to do. He then rechecked the polarity of the stone, and cleared them again if needed.

The next step was to locate the detrimental energy line pattern over the house or property. Peter used a Y-rod, but most of us used L-rods. We would walk across the front of the property and one of the sides, and draw the lines we found on a piece of paper.

Once the pattern was identified, Peter looked for the crossing of these lines where the energy would be the most detrimental to humans. If more than one was found, he would select the one located in one of the bedrooms where people would be likely to suffer the longest exposure.

We then brought a set of four stones to the crossing location (I will call it the Bad Spot) for Peter, being very careful not to knock them. He laid them out at his feet, in the same formation and orientation as the shape of the house or plot.

Each stone represented a corner. He laid the stones about 8 cm apart on

the '*bad spot*' location. He then put his foot on one of the stones and asked "*which corner of the house/plot that stone would like to occupy*", starting with its current position, until he found the correct house corner for each of the stones. He then moved them into their correct position, so each stone was facing the correct corner, still on the '*bad spot*' at his feet.

Remember that when hit, a crystalline stone, will store the energetic signature of a location. So Peter took a big metal hammer out of his bag, donned protective glasses, and hit each stone 3 times while holding the stone over the bad spot. He then placed each one back into its position in front of him. Once the stone has been hit, it can be rotated on its vertical axis, but not turned upside down, or it will not work at all.

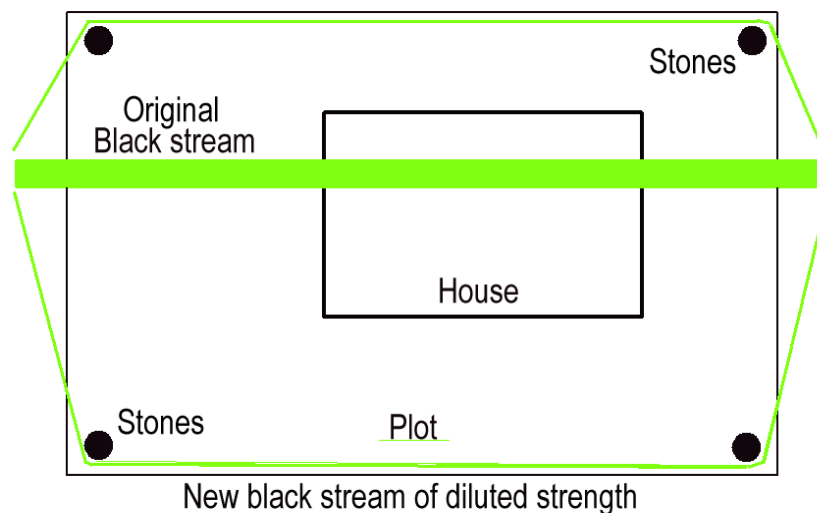
We then carefully took each stone to its respective corner of the property. If there is space, the stone can be buried, if not, it can rest on the ground, making sure it does not get knocked, displaced or turned upside down.

Peter explained the concept as he understood it: If that detrimental line was initially 10cm wide, for example, and the intensity 100 exposure units per centimetre, once the stones were linked to the line, by moving the stones to cover a wider area, (for example 1000 times wider than the line was), then the same intensity would be spread out over the entire area enclosed by the stones $10/1000 = 0.01$ unit per centimetre.

This resulting energy intensity will often be so weak as to allow good energy back into the area bound by the stones. In the image on the next page, you can see the original black stream.

Once the stones are energised and located, the black stream is stretched like a sheet of rubber, pulled by the stones. In doing so, the same amount of bad energy has to cover a much wider area, making it everywhere much weaker, and no longer able to pose any danger to humans.

Once the detrimental line loses its intensity, a positive line, if present, but previously squashed by the bad energy, will often take over the space now



filled with weak detrimental energy. In other words, the detrimental line, having now lost its strength, would be overpowered by the beneficial line. We did witness this effect in two of the four houses we did together.

Peter explained that if you sleep at a crossing of two of these detrimental lines, the organ exposed to the detrimental energy will become diseased. In the last house we visited this was confirmed in a dramatic way. Peter knew the owners, but did not tell us anything about them. We found 2 nasty lines which crossed a little below the left pillow, on the master bedroom bed. We did the correction. The lines disappeared and did not think more of it.

On the way back, in the car, Peter told us that the lady of the house had throat cancer. Her throat would have been exactly over the spot we discovered. I later forgot the incident and never asked Peter if that lady got cured, but I am sure that at least she would have responded much better to medical treatments after the correction.

In the car Peter started to chat about his diving interest. I mentioned that I too had been diving extensively. I even built a small open submarine for two people to sit in with aqualungs. Peter asked me if it was red. I said "Yes". He said he and his wife had seen this mad Frenchman with a red submarine on the beach at Jarvis Bay in the '70s, and had helped him to take it from the trailer to the water and dived with it. Of course, that was

me 30 years earlier. Quite a coincidence. I still have a photo of him under water driving my red sub, with me on tow. It was so much fun.

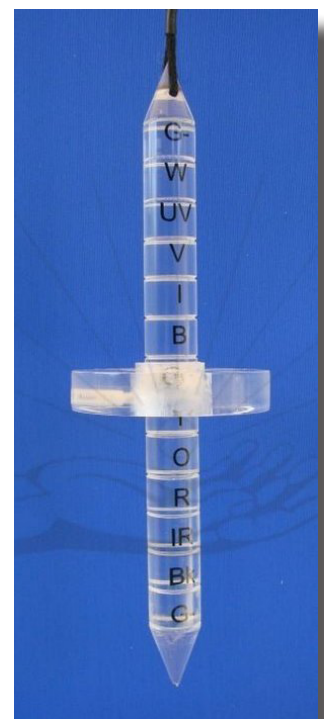


Sometime after that training, Peter invited me to visit him in the Blue Mountains. He showed me all sorts of things he was working on. He was an instrument maker by trade and was very good with his hands. He showed me parts for a Brown gas machine he was building (I had no idea what that was at the time, but it was impressive none the less). He was also building radionics machines. They worked well and he was supplying them to naturopaths in Sydney. But there was a problem.

To make them work they needed an emitter to send the correction to the patient. He used magnets for that. Sometimes the machine worked, sometimes not. He traced it back to some of the magnets. He had dowsed to find the good ones to make the machines work. But he did not know why some worked and some did not.

I had my Virtual Cone pendulum (A biogeometry device) with me, so I offered to check each magnet for the type of energy they had. He had dowsed them already and placed a red cross on the back of the good ones. We mixed them up so we could not see the crosses.

Using the Virtual Cone pendulum, I picked ten with a good level of Negative Green energy quality. The



others did not respond. We turned them around and found that the pendulum had located all the good ones. That made a lot of sense since Negative Green is a carrier wave. It would be the energy that transmitted the correction to the patient.

Still, I sensed that Peter did not think much of Biogeometry. We had tea, after that he proposed to go for a walk in the bush behind his house where there was a very bad energy line we could look at.

We got to a place where the rocky path was cut by a slit about 6 cm wide in the rock. Peter took his Y-Rod and showed me how strong the energy was, it was nasty. I had with me 4 small Biogeometry 90 degree L-shapes. So offered to do an experiment. We placed them in a rectangular pattern over the gap, two on one side and two on the other.

Peter rechecked the energy but could not find it inside the pattern. The energy was there on either side of the pattern but not inside. We were quite puzzled, where did the energy go? Does it stop and start again, does it go underground? Does it shift into a different dimension? At the time we did not think to ask the dowsing system, so I have no answer on that one but when I removed the shapes the energy returned to its original nasty form.

I think that Peter saw some value in Biogeometry then, but he was such an outstanding dowser that he hardly needed it.

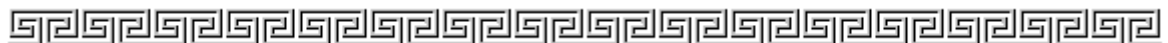
Peter is no longer with us. As a tribute to this wonderful dowser and friend, I want to share the method of clearing the geopathic stress from houses which he taught four of us in May 2003.

He called that method **The Celtic Method.**

Before explaining the method, I will mention the background and tell how Peter taught us. In the course of his life in Northern Europe, he realised that few of the old houses built in a part of Germany had geopathic stress in them. One day, looking at an old stone mason repairing a

damaged wall, he noticed that before cementing each stone in place, the old mason would knock on the stone 3 times with his trowel. When asked why, the mason said “*to protect the house*”.

Apparently this was an old tradition passed on from the time when the Celts lived in what is now Germany. Peter experimented with the idea and came up with the method I describe below.



The Celtic Method

As taught by Peter Ruehmkorff

- Get 4 river-bed crystalline stones.
- Request the owner to not tell you their problems, but tell them what you are going to do.
- Create around you a double layer protection shield. Imagine 2 tubes of white light, an inner one spinning clockwise around you, and an outer one spinning anti-clockwise.
- Say a prayer for accurate reading, for example:
*“Please guide my hands and prepare my mind; help me form my questions with clarity and enhance my sensitivity to the answers. Encourage my detachment from ego and anticipated results. Bless my purpose and intent to dowse for the highest and greatest good of all concerned.
Thank you.”*
- Synchronise your ‘*mind clock*’ with Now. Important as the lines may not have existed in the past.
- Program your mind for harmful radiations detection.
- Check for geopathic stress lines.
- Find the worst crossing of negative energies (bad spot).
- Check if stones have existing polarity (outside of the bad spot).


- Clear the stones by grunting them past your front chakras.
- Place the stones on the worst spot.
- Wearing protective glasses, hit each stone 3 times at the location of the crossing found above.
- Keep the stones in same vertical orientation.
- Ask for which corner of the property each stone has to go.
- Position the stones on the floor according to respective corner.
- Take the house owner with you, so they remember the purpose of the stone, take one stone at a time to each corner and bury the stone at that corner.
- The spot on the stone that has been hit must face upward.
- Explain not to move the stone, or it will not work anymore.
- Re-check house earth energies and sleeping place.
- Ask if any entities are present, if so, release them.
- Check for EMF radiations.
- Ask if there is any more to do, ask if job is complete.
- Check occupants' chakras, to stop compensating for negative energy. Very important or they may become sick.
- If needed, show a polarity balancing exercise, to do once a day for two weeks by all occupants to limit the effect of body compensation. The body may still want to compensate for a stress situation that no longer exists.
- Explain to the occupant(s) that there have been significant changes, and that it is possible that sleep will be different for a few nights.
- Cats and dogs might be disturbed in their habitats as well, as they can sense these changes.
- Say a thank you prayer.
- Make sure to take a shower when you get home to clear any left over negative energies.

A Note from Raymon

Howdy Folks,

Have written number of stories about using our mind to make things happen.

My friend Nadine in Alberta, Canada, sent this story to me and it is better than any story I have in mind, so am using it for this month's newsletter.



Having a number of experiences with horses, donkeys and cows getting out of the pasture and in the road, I can appreciate this.

Notice picture at the bottom.

You folks who live in cities may not fully understand this story, so here is a brief explanation of a '*salt block*'.

Cows need more salt than other farm animals. Blocks of salt, weighing 50 pounds are sold in feed stores, and these salt blocks are put in the pasture where cows have free access to them. A cow naturally knows when it needs salt and will go lick the salt block.

Hope you enjoy reading it and applying the principle to fit in your life.

Maybe some of you have good stories to share, Let me know.

-Raymon

Nadine's Story

I loved your story on honesty so decided to share a true story, and hope it will go out to your worldwide friends...

Power of Thought

My sister and her family, farm at one of the three last farms before the mountain range in Alberta, it is a remote area but they like it and have made a life there. The small town nearby still has the neighbourhood feel about it. On this very hot July day, Sherry got a phone call from someone who mentioned that they had seen a herd of black Angus cattle heading down the road, headed for town. Since this was a small town the caller knew my sister's family were known for the all-black pure-bred herd they raised. The caller mentioned that this may not be the ideal place for the cows to spend the day.....

Help from the neighbours is usually available, but today no one seemed to be available at short notice since it was midday. Of course this would be one of the days when everyone who was generally around the farm-yard was away for the day.

There was no time to waste so Sherry set off in the one-half-ton truck, armed with a bucket of grain, and absolute confidence that all she would have to do was shake her grain bucket out the truck window, and the herd would follow her home.

Most farmers who deal with cattle will tell you the general attitude in any cowherd is "*We the cows know best, and what we choose as a herd is for our highest good!*" Therefore getting out of the fence and heading onto the wild blue yonder is something "*We*" the cows have looked forward to for days.

Sherry located the herd about three to four miles from home pasture. She blew the truck horn to turn them around and shook the feed pail out the window. About a mile from home, a few cattle started to wonder off the

path here and there, into the surrounding bush.

So ‘*Plan B*’ had to be put into play. By this time Sherry was tired, angry, frustrated, and I would venture she had a few more thoughts that are not polite to record. So the next idea was to pull the truck over and get out, so the cattle could see her at their level. She left the truck where it was to send someone to pick it up later....

As she got out of the truck a wave of heat welcomed her, but in her optimism she thought “*How long can a mile be?*”

Now the “*Shake the pail and they will come*” at ground level was in process. The grain treat caught the attention of a few beasts but most were distracted, and still unwilling to give up their adventure.

She had already covered about half the distance to home, now with NO TRUCK, FEW COWS, AND EVEN LESS PATIENCE stupid cows was really on the top of her thought process.

BUT - In the midst of all this a flash of genius came to her rescue.....

Years ago myself [the writer of this saga] and Sherry had attended a seminar in Edmonton Alberta with Raymon Grace, and he had spoken at length about the power of thought and intent even on animals. He went on to explain that animals are masters at reading energy. He explained that this is why ‘*Service dogs*’ are so effective in helping humans in their day to day lives. He talked about “*Be the animal*”, “*Feel the animal*”.

In that beautiful moment of clarity so decided to be the “Cow!”

As she walked in front of the herd the image of a large salt block came to her mind it was located in the homestead property where they were headed. She thought “*Oh, we need salt, we can hardly wait to lick the salt block*”, “*We have to hurry to get to the salt block*”, “*We know where the salt block is*”, “*All of us need salt now!*”, “*We will follow each other for salt.*”

Sherry mentioned to me in the telling, that the road they were on had a large curve, and when she turned around to see if anyone was coming,

there seemed to be a few more that were paying attention and following along.

Encouraged she thought “*What have I got to lose?*” As she rounded the last bend...still with the mantra in her head they hit a long stretch of straight road...



Risking another glance behind her the magic had worked!!!! Behold 35-40 head of four-legged beasts were almost in single file as they followed her up the trail and rushed past her directly to the salt block. As she closed the gate on the events of the day her heart filled with gratitude and amazement-what a story to tell...

When she related the story to me I asked her why she didn't use the mantra “*We are so thirsty*” because it was such a hot day? What she told me made a lot of sense when I heard it. If she had thought about water she would have lost the whole herd because the river was only a ‘*Stone throw*’ away from the country trail they were travelling on and they would have all been off to the river!!!! Who knew!

The best part of this magical story is that because the farm was so remote the only ‘*Salt block*’ that existed for miles was the one in Sherry's farmyard “*With the gate*”.

This beautiful story reminds us that so many times when we have a tricky situation our intuition rings the doorbell and we don't answer the door. This is a story of answering the door.

{side note;} I sent this story so we may apply this process of powerful positive thought to the world today...like Raymon says

“*If you do nothing, nothing will happen!*”

The Dowser and the Dog 'Working the Wine'

By Maggie Lowe

Reprinted from the Dowsers Society of NSW, January 2007

In late May 2007, my husband Stafford and I spent a wonderful weekend at Waverley Estate, a winery owned by a friend.

His wines don't reach market until at least seven years old, so I knew that the weekend would go well when Terry, the owner, offered me a tasting of 17-year-old Semillon, the wonderful white of the Australian Hunter Region.

It was liquid golden velvet and slid down like a dream. He then gave me a whole glassful . . . I like this man! Stafford blew the budget and bought a bottle for an auspicious occasion, which I visualise regularly in anticipation.



The star-turn of this establishment, apart from the wine, is an eight-month-old, Shetland pony-sized, cross Husky/Golden Retriever called Jack Daniels, (yes, really!) who has been taught to sniff out dud wines, as they lose a few when they are so mature. He sniffs the bottle, cork & foil still in place, and licks it if the wine is 'off'.

The patrons love it and it occurred to me that the pendulum could be used to do the same. I asked his master, Peter, an ex-British Army Colonel if he knew about dowsing, which he did. He replied that his British Army Unit had used water diviners from the Royal Australian Engineers to find water in the desert when he had been out there years ago on an exercise.

So, I dowsed a box of wines, some open, some not, and rejected the dud ones for Jack to check later.

The next day at lunch Peter appeared with a bottle and asked whether I would confirm if it was OK. The pendulum said “*No*”, at which point he confessed that Jack had also just rejected it. Off to the cellar for him and back to the table for me! Jack had ‘*shot through*’, so Peter asked me if the next one was any good. “*Yes*” was my pendulum’s reply.

About two minutes later Peter stuck his head around the door and announced that Jack had returned and once again had confirmed the diagnosis. How’s that for fun with dowsing?



Deviceless Dowsing

By Jeannette

Reprinted from the American Dowsers, Autumn 2021

Carl Bracy was the first instructor to teach me ‘*deviceless dowsing*’. He kept saying, “*It’s so easy.*” Rub the bottom of your index finger on the top of your thumb nail. Program your “*No*” dowse to be a smooth or friction free response; with a sticky index finger over the nail representing a “*Yes*”, (or vice versa).

This becomes a quick way to get answers without using tools. Carl showed us a few other ‘*deviceless*’ techniques, which I’ve used for a number of years. The main reason I prefer deviceless dowsing is because it’s quick and efficient and can be used anywhere at any time. Whenever we’re learning a new skill, it is highly effective to practice daily, even if it’s only for a few minutes. I invite you to incorporate more deviceless dowsing on a regular basis.

One might want to dowse for the cost of groceries, checking to see who might be calling on the phone, how hydrated one might be, finding a

missing object, etc. Being in a relaxed state and staying positive increases one's energetic field. For new dowsing techniques, or anything new, getting immediate feedback is a positive approach to faster learning and implementation.



Another deviceless dowse is to place your middle finger on top of your index nail. Program your fingers and muscles. Test a yes and no response. The “*Yes*” response for me would be that both the middle finger and index fingers remain strong against one another. For a “*No*” response, the middle finger presses against the index fingernail and the index finger moves in a downward motion. This represents a weakness, which indicates a “*No*.”

I started implementing more deviceless dowsing simply for convenience, and to save time. I was impressed when one of our guest speakers came to visit our Nor Cal Dowsers chapter from out of town. The speaker got lost in the dark and it was late at night. She decided to dowse her way to safety. She dowsed to turn her car around and get back on another freeway. She followed her dowse to exit Cypress Avenue in Redding, California. Then, dowsed which way to turn to the ideal hotel for the evening. Not only did she get a hotel to stay at, but the price was of high value!

Like any muscle testing the truth can be found. When the body is strong, then our meridian points, energetic fields and muscles remain in a strong position. Just as when we search and speak truth, we gain confidence and strength. When there are partial truths or total untruths then the body becomes weak. Thanks to Carl and all the other dowsers who have donated their time over many hours and years, teaching others. May we all become stronger with speaking, seeing, hearing, sensing and dowsing truth.

Jeannette can be reached at www.NorCalDowsers.com.

The Walt Woods Method of “Running Corrections”

With modifications by Sharron Hope MA,
Reprinted from The American Dowzers, Autumn 2021

In 1977 I met Walter Woods and began taking his dowsing classes. Dowsing is a method used to instantly connect with our subconscious, our higher self and our inner knowing using a dowsing tool. The key to getting specific answers when dowsing is to ask a specific question, then using a pendulum or “L” rod read the answer off of a chart. This process makes life a lot easier by short-cutting our decision process, **and to improve our life.**

One of the most important things that I learned from Walt was how to run corrections. According to Walt, when we have health issues, discomfort, or other problems, we can run corrections to improve our situation. Walt explained that, using a chart, we can obtain our highest overall reading and our lowest reading, and ask if our dowsing system can ‘*run corrections*’ on ourselves (Walt says this also works on animals).

Walt said we can also have a specific issue in mind when we run corrections, for example, a specific health issue. He also said it is best to run corrections before going to bed because the body heals best while sleeping. According to Walt, the dowsing system “*peels off layers while running corrections*” and does what is necessary to improve the situation. You can specify what correction you want, keeping in mind what that will feel like, look like, smell like, and sound like.

Walt used a chart with a 0 to +10 and 0 to -10. I use my own charts with a 0 to + 100 and 0 to -100 because it is more detailed, and I can also get a percentage reading on the same chart. Use whatever chart works best for you.

(Ed. You can use the one shared last month or the one on the next page)

Preparation for Dowsing

- Relax! Take 3 deep breaths and smile
- ASK: “*May I, can I, should I dowse for (myself)*”
- “*Is it safe for me to (dowse for myself, run corrections,?)*”
- “*Clear my charts of previous thought forms*”
- “*Now we are ready to Run Corrections!*” (Make everything better!)
- A quick and easy way to run corrections
- On the -10 to +10 chart,
- Swing your pendulum over the 0.
- Ask for the highest reading on (yourself)
- Now ask for the lowest reading on (yourself)
- Ask the dowsing system if it will please run corrections on (yourself)
- The pendulum will go back to the low reading and swing back and forth between the low reading and the 0.
- When it stays over the 0, ask if the dowsing system will bring (your) reading up to a +10
- Say thank you: “*I thank the dowsing system for running corrections and improving my life and those of others.*”

That is all there is to it and it only takes a minute

Suggestions on what to run corrections for:

Your health: overall, specific issues

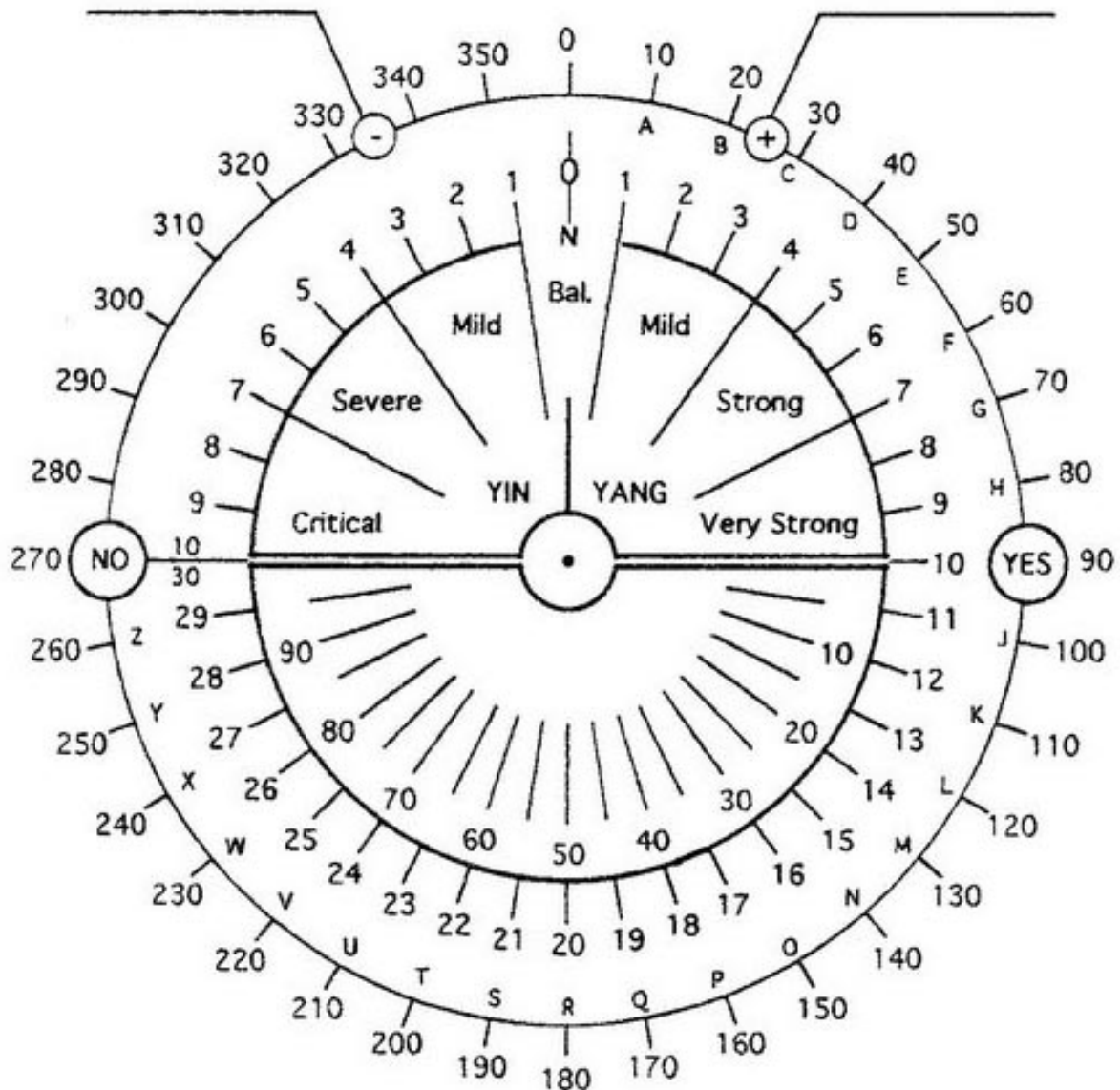
- Water Wells! More gallons per minute, clarity, taste, quality
- Financial
- Relationships
- Home and property

Very important! Remember what we focus on is what the universe thinks we want and will work to give us what we are thinking about. Think about it.

Sharron Hope shares this technique with special thanks to Walter Woods, Sky Dowser.

SharryHope@gmail.com 530-570-3697 sharryhope.com Dowsing Consultant since 1980.

Walt Woods Multipurpose Pendulum Dowsing Chart



Rising Beyond the Chaos

Extracts by Aluna Joy

Reprinted from

<https://www.alunajoy.com/2021-8-8-pathbeyond-risingabove.html>



What you are experiencing now, collectively, is exactly what it looks like when an old age implodes and a new one begins to take its place. This time has been a great challenge for all living on Earth. No one is exempt from this event, and what will be learned is a great opportunity for all.

This is something your soul desired to witness, and you will merge with deep wisdom and truths that you will carry through into the foundation of an entire new cycle.

The damaged mirror of your imploding world will not reflect what you are seeking anymore. You are now in between realities. Everything around you that is in disharmony is an illusion. Look beyond all the devastation, anger, fear, loss, division and controversy. There is no truth in insanity. Insanity is simply fear. The soul does not know fear, because it knows the truth that it is One with God. There is nothing to gain in war. War is simply the belief in separation.

The soul does not understand separation and the ego driven concept of “*us versus them*”. Real truth is self levelling, unifying, all encompassing, and it does not come from the mind of worldly knowledge. Truth is love, and love is the only truth. So getting drawn into all the crumbling bits of drama left over from the old reality is a waste of your energy. Look through and beyond the mirror to see what is already arriving now. Scrape away the reflection of the old world to see beyond it.

You are experiencing incredible levels of sustained pressure and stress in the collective consciousness which can make you feel disconnected from God, Source, etc.... The human race is going through a dark night of the soul, and one often feels disconnected, disoriented, undecided, lost, and we might question the reason for our existence. It is part of the process. This is an age old, tempering process in which we are made to feel abandoned by God, only to realize that GOD has been within us all along. It is the way.

We can never disconnect from God no matter what the circumstances, or which direction is taken. Those that are feeling a huge disconnect now are going through this incredibly powerful process.

It does not mean that you did something wrong in any way, or that you missed your chance. It just means that you are right where you need to be. You are incredibly brave to face this void.

Do not let the outdated, dualistic world drag you away from your centre. It is good to know what is going on in the world, and there is always a small bit of truth no matter where you look. But as the ascended masters say ... do not allow circumstances to put you into an emotional state where you become unanchored in your light.

Be in the present moment, and starve the outer world's conflicts with the absence of your recognition, your energy and your light. This time is about seeing the world, but not being of the world. To be of the new paradigm is to pull your energy out of the old programs.

Blue Mountains Dowzers



The next meeting of the Blue Mountains Dowzers is scheduled for Sunday 3rd July, 2022, 2:00 pm at the Lawson Mid Mountains Neighbourhood Centre, 9 New Street, Lawson.

Speaker: John Slattery

- Prime Tuning -

Prime Tuning is a simple but powerful healing system, which utilises muscle testing and the stress release to diagnose and balance the body at its source, i.e. the trillions of cells which constitute the human body.



In simple terms, the Prime Tuning healing system diagnoses the health of the bodies' cells and heals them, by transforming their vibrational state from negative to positive.

To achieve this transformation, Prime Tuning uses two simple healing techniques, muscle testing for diagnosis and the stress release to make corrections; e.g. a person experiencing PTSD, can have the raw emotions causing the trauma erased.

John Slattery has been a practitioner (Level 4) of Prime Tuning since 1995, and is eager to introduce this modality which embraces all healing areas, and to share his healing experiences. John uses dowsing throughout the procedure to obtain optimal results, and adds that healing can be performed at a distance. Essential oils and herbs are also used.

John's clinic is based on the NSW South Coast.



Library News

Book review: **Real Magic: Creating Miracles in Everyday Life** by *Wayne Dyer*


In this inspirational guide, Wayne Dyer, reveals seven beliefs central to working miracles in our everyday lives.

When most of us think of magic, we picture a man in a black cape sawing a woman in half, or a sleight-of-hand card trick. But there's another kind of magic – real magic – that can enrich your life.

According to Dyer, real magic means creating miracles in everyday life. Quitting smoking or drinking, achieving new job success, or finding a happy relationship – these are all miracles because they transcend our perceived limitations. From ‘*creating a miracle mind-set*’ and achieving change in the areas of personal health, prosperity, and fulfilling love relationships to believing in the magic of miracles on a global scale, Dyer shows us that miracles are within our reach, within our own minds.

In *Real Magic*, Dyer teaches us how to achieve a higher level of consciousness. He asks us to imagine what would make us happy, then offers specific strategies for attaining these goals. In every aspect of our individual lives – physical health, finances, intimate relationships, and personal identity – there is always room for a miracle or two. And with Dyer's help, each and every one of us can be a miracle worker.

Remember, our catalogue is available online for browsing at your convenience at: <https://cloud.collectorz.com/271940/books>



~ Helen

Speaker for July 17th, 2022

Dr Scott Peterson

- Personal experiences: What is a Celestial Being? -

In 1993 Scott had his first near-death experience, followed by three more before 2006.

During that times he has written 21 books detailing these experiences, and taught for a little over three years at the Theosophical Society, until it changed to its current form. The audio tapes and books may still be there!



During these experiences Scott received information about Celestial Beings also known as the Sons of Light. He subsequently wrote about them and became an international bestselling author.

Scott designed some equipment on the technology he received from those experiences. He says *“from my understanding I know there is but one heaven that all sentient beings from any world, in any galaxy, die and go to, the hall of records details all their existences, including technology and other advancements.”*

Scott was able to bring a lot of this knowledge back with him.

Since 2006 he has concentrated his efforts on writing the history of the Sons of Light. That book is now 90% completed.